

# PROJECT: Tuning in to Autoimmune Disease



You and your group mates have just been named creative directors for the Medical Links Channel, an online-only television network. Your first job is to submit proposals for several new shows you want the network to add to its schedule.

**Due Date:** \_\_\_\_\_

## Materials:

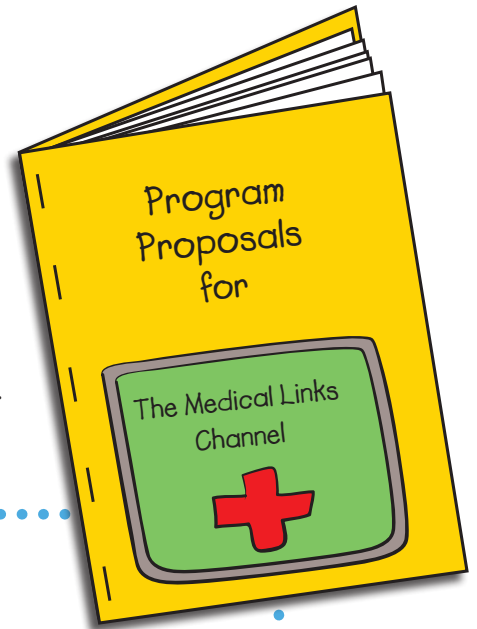
- copy of this page and page 2
- 12" x 18" sheet of construction paper
- crayons, markers, or colored pencils
- stapler
- paper and pencil (for each group member)

## Steps for each group member:

1. Write the due date in the blank above. Then research your topic.
2. Think about an entertaining online show that will teach others about your topic. Then complete your copy of page 2.
3. After you write a rough draft of your proposal, ask two group mates to edit it. Make corrections.
4. Type the final copy of your proposal.

## Steps for the group *(after group members have completed the steps above):*

1. Have each group member share his or her proposal with the group.
2. Fold a sheet of construction paper in half. Label the cover "Program Proposals for The Medical Links Channel" and decorate it. Write your group members' names on the back cover.
3. As a group, decide on the order in which your shows should be featured. Then staple the proposals inside the cover in that order.
4. Plan a presentation that will convince network executives to air your shows.




## I Think I'm Finished!

To make sure, answer these questions:

- \_\_\_ Did you complete the planning form and the rough draft of your proposal?
- \_\_\_ Did at least two people edit your rough draft?
- \_\_\_ Did you share the proposal with your group?
- \_\_\_ Did your group complete its proposal booklet?

# Planning My Autoimmune Disease Program

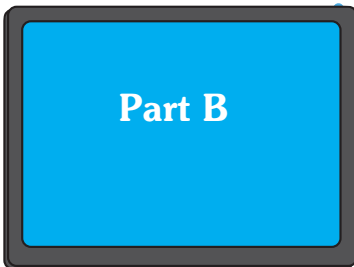


Write your topic in the box. Then complete this form to plan an online television program. Your program should inform viewers about your topic. But it must also be interesting enough to keep them from clicking off the program and searching the web for something else to watch or read!

**Due Date:** \_\_\_\_\_

## Part A

1. Topic of program: \_\_\_\_\_
2. Name of program: \_\_\_\_\_
3. Type of program (talk show, reality, comedy, drama, documentary, news, children's show, cartoon, game show, etc.): \_\_\_\_\_
4. Length of program (either 30 minutes or one hour): \_\_\_\_\_
5. Star(s) of program: \_\_\_\_\_
6. Description of program: \_\_\_\_\_  
\_\_\_\_\_  
\_\_\_\_\_
7. Specific facts that viewers will learn from watching the program (use the back of this page if you need more space): \_\_\_\_\_  
\_\_\_\_\_  
\_\_\_\_\_  
\_\_\_\_\_  
\_\_\_\_\_



Use the information on this form and your research to write a proposal about your show. Use the name of your program as the title of the proposal. Then use this outline to write your proposal:

*Paragraph 1:* General information about the show (1–5 above)

*Paragraph 2:* Description of the show (6 above)

*Paragraph 3:* Information that viewers will learn (7 above) and reasons why the program will be great to watch

# Tuning in to Autoimmune Disease

Grades 7-8

Teacher Page

**Project:** creating a proposal for a new online-only television program on the Medical Links Channel

**Goals:**

- to explore specific topics related to autoimmune diseases
- to practice researching a topic (W.7.7; W.8.7)
- to practice informational/explanatory writing (W.7.2; W.8.2) and creative-thinking skills

**Materials for each student group:** See the list on page 1.


**Introducing the project:**

1. Cut apart a copy of the strips below and place them in a paper bag.
2. With students, brainstorm a list of some of their favorite television and online programs. When you have a list of at least 20 shows, challenge the class to categorize the list into different types of programs, such as dramas, comedies, reality shows, documentaries, or talk shows.
3. Divide the class into groups of four to six students. Explain that the members of each group have been hired as creative directors for a new online-only television network, The Medical Links Channel. Their job is to write a set of proposals for several new shows for the network.
4. Have each student draw a slip from the bag to determine his topic, making sure each student selects a topic that is different from his group mates' topics. Then have him return the slip to the bag.
5. Distribute copies of pages 1 and 2. Go over these pages with students. Assign a due date for each student to write in the blank on page 1.



**Presentation Pointer**

Have each group present its proposals to the class. After all groups have presented, have the class play the role of the network executives and vote on the top three shows. Then have students glue a copy of the strips below onto a large sheet of chart paper, leaving space below each heading. Then have them list the diseases they researched under each heading.



© 2014 AARDA. Text and design by The Education Center, LLC www.aarda.org

<b>Autoimmune Diseases that Affect Blood and Blood Vessels</b>	<b>Autoimmune Diseases that Affect the Heart</b>	<b>Autoimmune Diseases that Affect Muscles</b>
<b>Autoimmune Diseases that Affect the Digestive Tract</b>	<b>Autoimmune Diseases that Affect Joints</b>	<b>Autoimmune Diseases that Affect the Nerves and Brain</b>
<b>Autoimmune Diseases that Affect the Eyes and Ears</b>	<b>Autoimmune Diseases that Affect the Kidneys</b>	<b>Autoimmune Diseases that Affect the Skin</b>
<b>Autoimmune Diseases that Affect Glands</b>	<b>Autoimmune Diseases that Affect the Lungs</b>	